








好餓的毛毛蟲

體育課

徐育婷0622





聽繪本



好餓的毛毛蟲-英文版





The Very Hungry Caterpillar - Animated Film

<https://www.youtube.com/watch?v=75NQK-Sm1YY>



律動
時間






毛毛蟲律動

- 毛毛蟲變蝴蝶 《體操123》

<https://www.youtube.com/watch?v=Y-jjRB1xwqE>









毛毛蟲律動

【毛毛蟲住幾樓】

[https://www.youtube.com/
watch?v=S1lc8a52auc](https://www.youtube.com/watch?v=S1lc8a52auc)



口腔 運動






吹毛毛蟲

- 毛毛蟲爬行比賽

<https://www.youtube.com/watch?v=EnH1oYAbGWQ>



遊戲：毛毛蟲爬行比賽



用飲筒向蟲蟲的身體中間位置吹氣。看誰的行得最快

遊戲目標：

1. 學習摺紙的基本技巧(對齊、壓平)
2. 提升幼兒的口部肌肉功能





毛毛蟲做法：




色紙、飲筒、筆/顏色筆、剪刀

色紙、飲筒、
筆、剪刀




把色紙剪成闊2cm 長16cm 的紙條

色紙剪成寬
2cm長16cm
紙條



把紙條從中間對摺。然後打開。並留下記號A

紙條從中間對摺後打
開。並留下記號A。
左右兩端沿記號B摺
向中向A







毛毛蟲做法：

左右兩端沿記號C
向中間對摺



成品上畫形狀後並
剪掉兩邊






毛毛蟲做法：


打開
紙條
後為
毛毛
畫上
表情






用吸
管像
毛毛
身體
中間
位置
吹氣



找個人一起比賽吧



繳交
作業





動一動，拍照留念





毛毛蟲，你
過山洞了嗎？




請問毛毛
蟲你住在
幾樓呢？



毛毛蟲爬行比賽，
誰最厲害





累了嗎？
下課囉！

